

# USAR Incident Analysis

April 2014 – March 2019

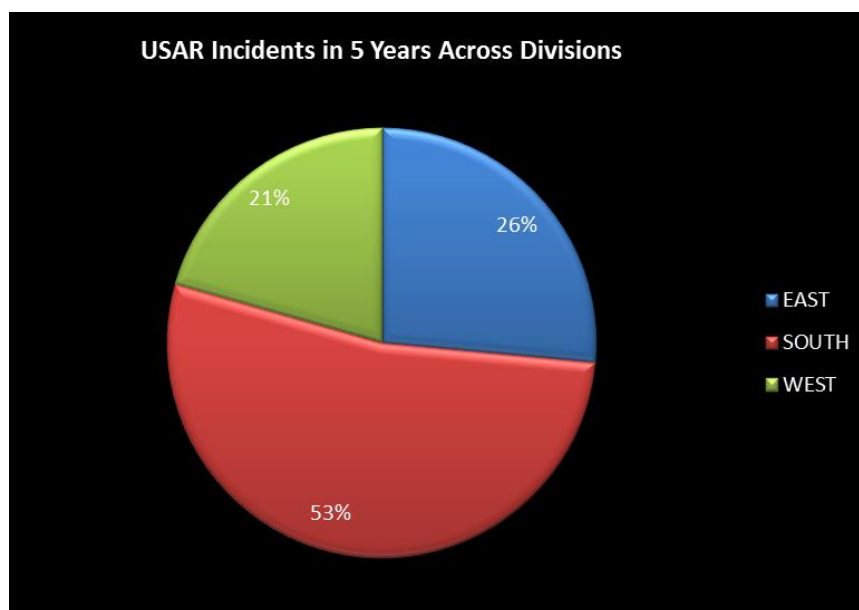


**All USAR Incidents – Based on mobilisation**

Number of Incidents Where USAR was deployed STATION NAME	Financial year					Grand Total
	2014-2015	2015-2016	2016-2017	2017-2018	2018-2019	
Woodhall Spa			1	1	1	3
Grantham	2				1	3
Corby Glen	2			1		3
Long Sutton	1	2				3
Market Deeping	2					2
Skegness	1	1				2
Saxilby				1	1	2
Holbeach	2					2
Lincoln North	1	1				2
Donington	1		1			2
Billingborough		1				1
North Hykeham				1		1
Louth	1					1
Crowland	1					1
Boston	1					1
Leverton					1	1
Stamford			1			1
Market Rasen			1			1
Metheringham	1					1
Mablethorpe		1				1
<b>Grand Total</b>	<b>16</b>	<b>6</b>	<b>4</b>	<b>4</b>	<b>4</b>	<b>34</b>

**Split by Division**

Number of Incidents Where USAR was deployed Division	Financial year					Grand Total
	2014-2015	2015-2016	2016-2017	2017-2018	2018-2019	
EAST	3	2	1	1	2	9
SOUTH	11	3	2	1	1	18
WEST	2	1	1	2	1	7
<b>Grand Total</b>	<b>16</b>	<b>6</b>	<b>4</b>	<b>4</b>	<b>4</b>	<b>34</b>



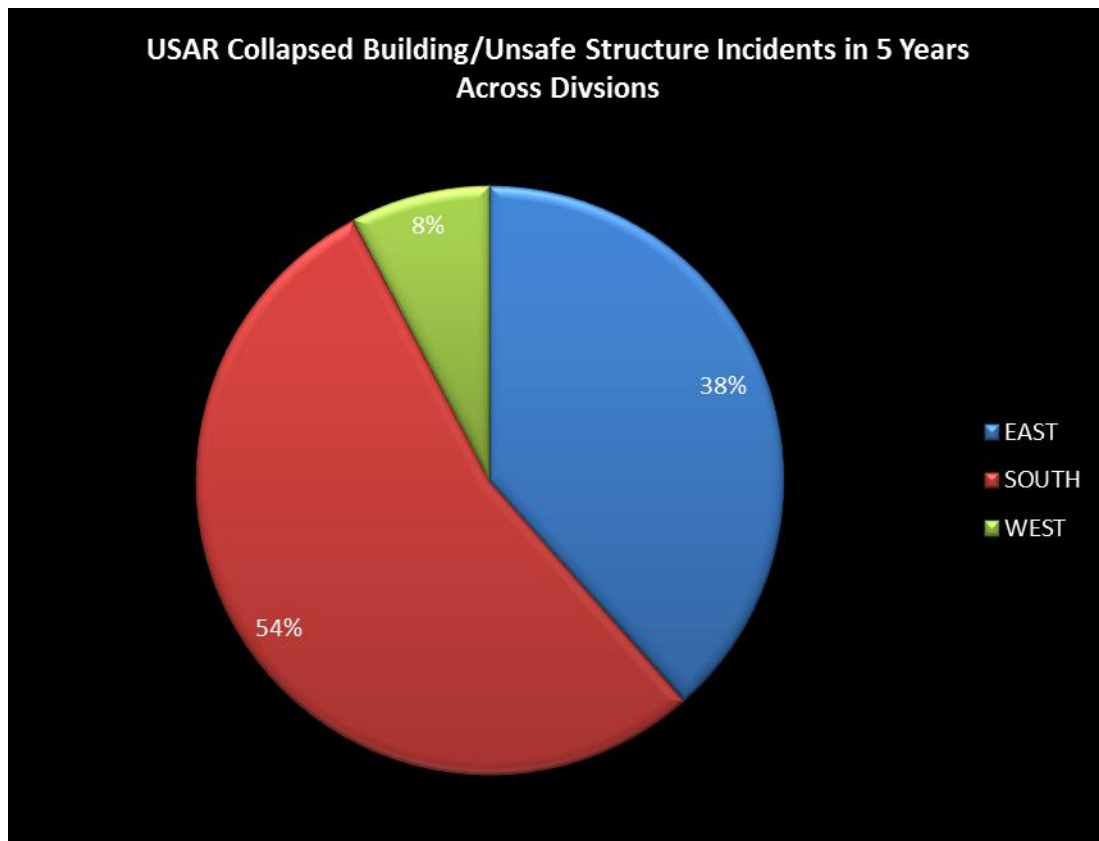
**MAKING OUR COMMUNITIES SAFER, HEALTHIER AND MORE RESILIENT**

**USAR incidents where a building was made safe or structure made safe – Based on mobilisation**

No of Incidents where USAR went to a collapsed structure	Financial year					Grand Total
	STATIONNAME	2014-2015	2015-2016	2016-2017	2017-2018	
Corby Glen	2					2
Long Sutton		2				2
Skegness		1				1
Market Deeping	1					1
Mablethorpe		1				1
Leverton					1	1
North Hykeham				1		1
Stamford			1			1
Holbeach	1					1
Boston	1					1
Louth	1					1
<b>Grand Total</b>	<b>6</b>	<b>4</b>	<b>1</b>	<b>1</b>	<b>1</b>	<b>13</b>

**Split by Division**

No of Incidents where USAR went to a collapsed structure	Financial year					Grand Total
	Division	2014-2015	2015-2016	2016-2017	2017-2018	
EAST	2	2			1	5
SOUTH	4	2	1			7
WEST				1		1
<b>Grand Total</b>	<b>6</b>	<b>4</b>	<b>1</b>	<b>1</b>	<b>1</b>	<b>13</b>



**MAKING OUR COMMUNITIES SAFER, HEALTHIER AND MORE RESILIENT**

## Where USAR mobilised from...

Mobilised From... (All incidents)	Financial Year					Grand Total	
	2014-2015	2015-2016	2016-2017	2017-2018	2018-2019		
BASE_STATION							
Lincoln North		12				12	
Sleaford		4	6	4	4	4	22
<b>Grand Total</b>		<b>16</b>	<b>6</b>	<b>4</b>	<b>4</b>	<b>4</b>	<b>34</b>

Mobilised From... (unsafe buildings/structures)	Financial Year					Grand Total	
	2014-2015	2015-2016	2016-2017	2017-2018	2018-2019		
BASE_STATION							
Lincoln North		4				4	
Sleaford		2	4	1	1	1	9
<b>Grand Total</b>		<b>6</b>	<b>4</b>	<b>1</b>	<b>1</b>	<b>1</b>	<b>13</b>

Please note that USAR moved to Sleaford from Lincoln North in 2014.

## USAR Modules/Pods (based at Sleaford as of 2014)

Number of time each module/pod was mobilised	Financial Year					Grand Total
	2014-2015	2015-2016	2016-2017	2017-2018	2018-2019	
RESOURCE CALL SIGN						
ECUSAR	2	5	4	3	3	17
ECN791	8	4	1	1		14
ECN771	6	4	1	1	1	13
ECN761	4		2	2		8
ECN781	4		3	1		8
<b>Grand Total</b>	<b>24</b>	<b>13</b>	<b>11</b>	<b>8</b>	<b>4</b>	<b>60</b>

Note that ECUSAR is the callsign used when control give a verbal alert to the USAR team, they will then mobilise and subsequently inform Control which modules they have taken.

Number of times each module/pod was mobilised	Financial Year					Grand Total
	2014-2015	2015-2016	2016-2017	2017-2018	2018-2019	
RESPOURCE_CALLSIGN						
ECUSAR	2	5	4	3	3	17
ECN791	8	4	1	1		14
ECN771	6	4	1	1	1	13
EC31T9	3	4	2	1	1	11
EC19T8	8			1		9
EC31T8	2	3	2	2		9
ECN781	4		3	1		8
ECN761	4		2	2		8
EC19T7	7					7
EC31T7	1	1	3	2		7
EC19T9	5					5
<b>Grand Total</b>	<b>50</b>	<b>21</b>	<b>18</b>	<b>14</b>	<b>5</b>	<b>108</b>



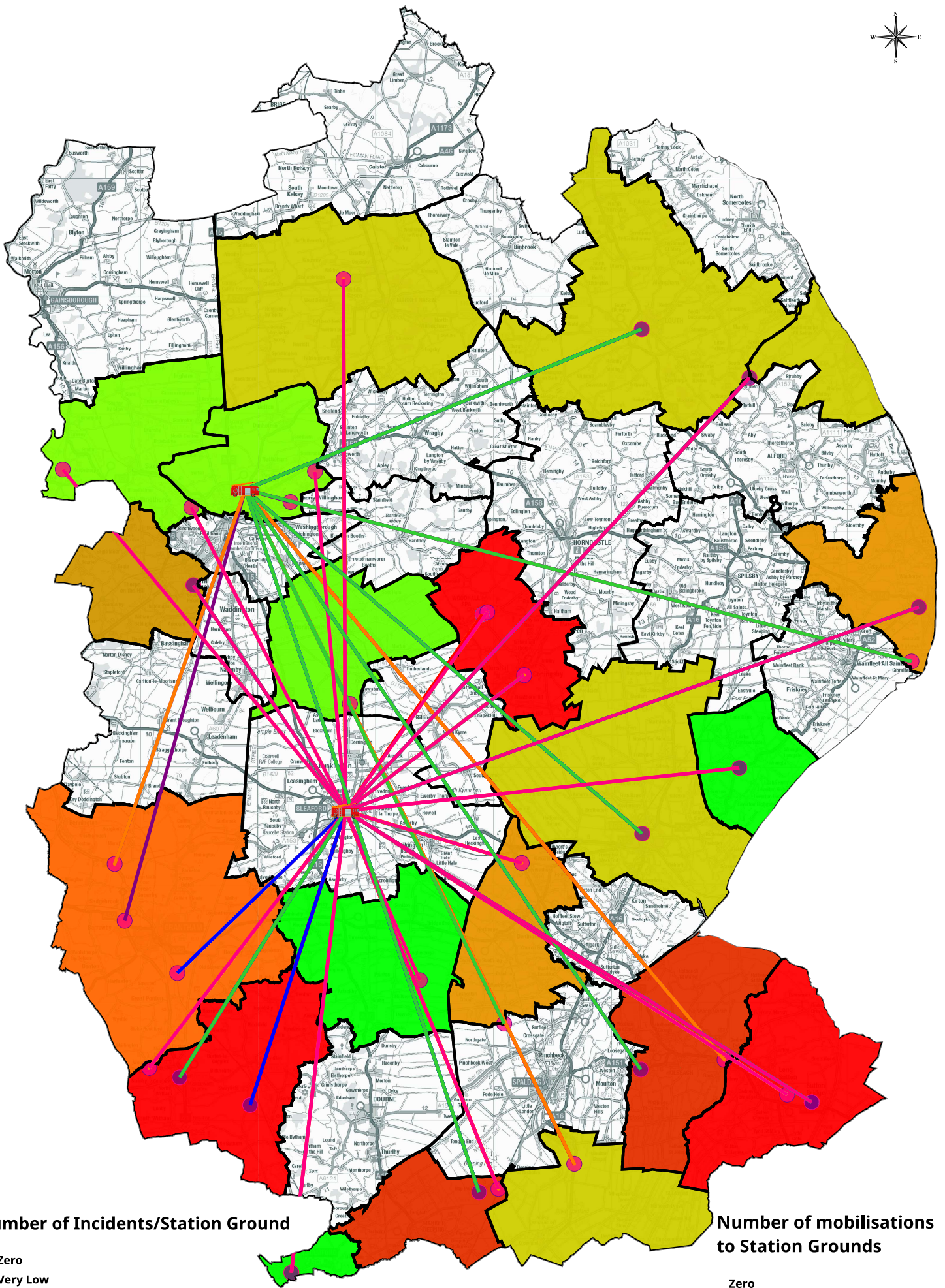
Note that EC19T7/8/9 have been listed above because USAR was stationed at Lincoln North (EC19) in 2014 before moving to Sleaford (EC31).

RESOURCE CALLSIGN	Financial year					Grand Total
	2014-2015	2015-2016	2016-2017	2017-2018	2018-2019	
ECN771	6	4		1		11
ECN791	5	4		1		10
ECUSAR		3	1	1	1	6
ECN761	1					1
<b>Grand Total</b>	<b>12</b>	<b>11</b>	<b>1</b>	<b>3</b>	<b>1</b>	<b>28</b>

The modules that were used for collapsed structures and the number of times they were mobilised over 5 years.







**Number of Incidents/Station Ground**

- Zero
- Very Low
- Low
- Medium
- High
- Very High

**Number of mobilisations to Station Grounds**

- Zero
- Very Low
- Low
- Medium
- High
- Very High

**USAR Incidents**  
April 2014 - March 2019

- Other USAR incident
- Involving a unsafe building/structure